

AMCAT

Employability Report

for Balveer Singh

Assessment Date : 29 July 2023



A personalized guide to know your AMCAT employability scores,
job fit in various roles and get tips to improve employability.



*Certificate
presented to*

Balveer Singh with AMCAT ID:354330829505257
for successfully completing AMCAT on 29 July 2023

According to his/her AMCAT scores, Balveer Singh is employable for the following job profiles/sectors and is strongly recommended to be considered for job opportunities in these profiles/sectors:

IT Industry

IT Services Professional

Associate (ITeS and Business Process Outsourcing)

Associate (IT Operations)


Business Functions

Customer Service Professional

To authenticate this certificate and to access detailed scores of the candidate, please visit www.myamcat.com/talentsearch/

1. This is a computer generated certificate and does not require a signature. 2. You can quote the statements mentioned on this certificate on your resume or other public documents. The ideal way to quote is "According to my AMCAT score, I am employable for the following profiles: IT Services Professional, Associate (ITeS and Business Process Outsourcing).

Content

- 1 READING YOUR REPORT 
- 2 YOUR AMCAT SCORES 
- 3 MODULE FEEDBACK 
- 4 YOUR PERSONALITY 
- 5 YOUR INDUSTRY AND JOB FIT 
- 6 IMPROVE YOUR EMPLOYABILITY 
- 7 NEXT STEP 





Chapter I. READING YOUR REPORT



You must be having a lot of questions about your skills, personality and employability. **AMCAT Employability Report** will not only help answer these questions, but will become your guide for deciding next steps on your career path. It will tell you what to study, what interviews to prepare for and how to prepare. Refer to the following tips to understand how to make this report a means to get closer to your dream job.

- ❖ Start by referring to the '**YOUR AMCAT SCORE SUMMARY**' chapter of your report. This chapter has all the key highlights for you. You will get to know where you stand nationally in different AMCAT modules, a snapshot of your personality and your employability in different job profiles and sectors. The summary chapter is the key. You should understand everything in it to know where you stand in the job market. For each section in the summary chapter, we mention the chapter having additional information about the section. Wherever you are unable to understand or want more information, refer to the respective chapter.
- ❖ The chapter '**Your Profile and Industry Fit**' is very important. The following tips will help you use it to make an action plan for next few months:
 - a. For profiles where your employability is high, you should start refreshing your knowledge for an interview for them. You may soon get interview calls for these.
 - b. You might find certain profiles where you have high employability, but are not the ones that interest you or you know much about. We will seriously recommend that you explore more about these profiles, find information about them and re-evaluate your interest. These can provide you an interesting career path which you may not have considered till now.
 - c. For those profiles where your employability is medium/low but interest you, understand your skill gap and start studying to improve on these areas. You may get an interview call for some of these, but you will have to work really hard to clear the interview. To increase your chances to get interview calls in such profiles, you should improve on your skills and re-take AMCAT after three months. The modules you should concentrate on for a profile is mentioned in the **chapter V**. A better AMCAT score can improve your interview chance in these profiles.
- ❖ Finally, this report can guide you on how to improve your weak areas. Refer to **Chapter III** to know within each module, which sub-modules you need to particularly improve. Work on these. Refer to **Chapter VI** to not only get helpful references to improve your weak areas, but also get a time schedule you can use.



Your Action Plan

INTEREST			
Employability	HIGH		MEDIUM/LOW
	HIGH	Prepare for interviews for these profiles. Check out references from Chapter VI.	Gather more information about profiles and re-evaluate your interest. If you find that they may interest you, start preparing for their interviews.
		MEDIUM/LOW	Start working to improve on AMCAT modules required for the profile. Re-take AMCAT after three months to improve your chances of interview opportunity.

We hope you will immediately start working on this action plan to succeed in interviews and position yourself to get interview calls for your profiles of interest. Best of luck!

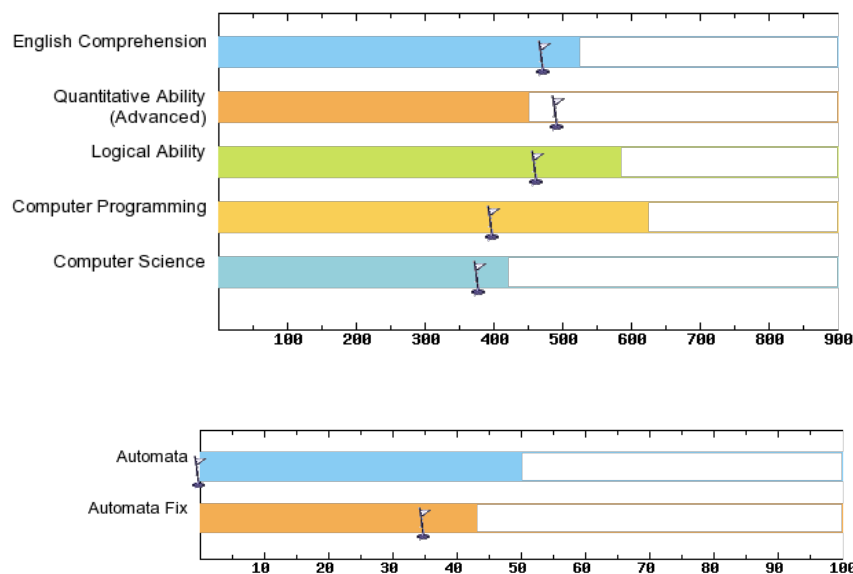


Chapter II. YOUR AMCAT SCORES

Balveer Singh

AMCAT ID : 354330829505257

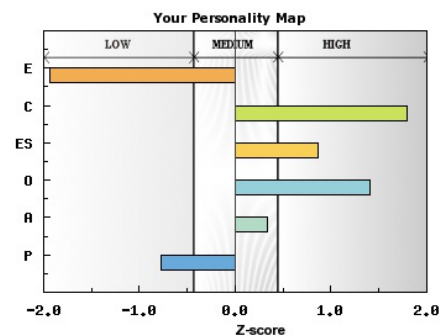
Your AMCAT Score



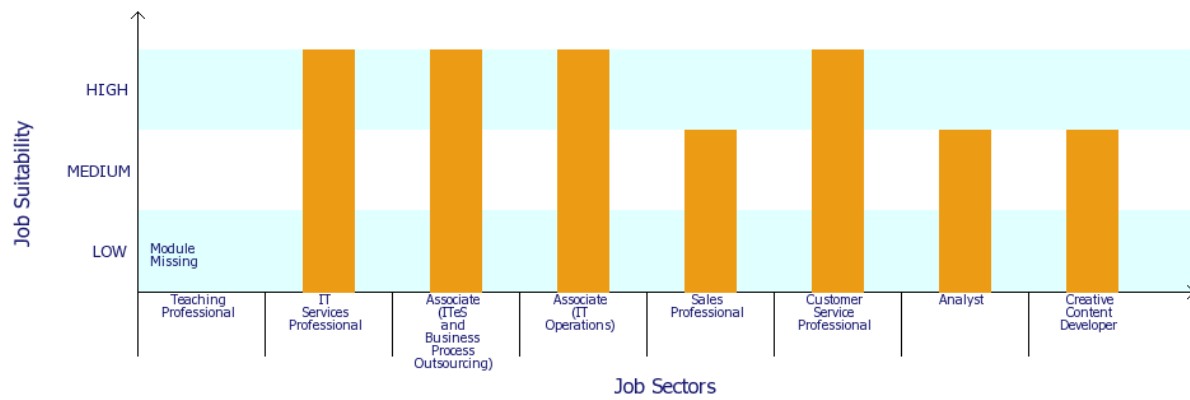
- AMCAT an intelligent adaptive test. Your AMCAT score is not equal to the number of questions answered correctly. The score is calculated by an advanced statistical engine, which takes into consideration questions difficulty, discrimination, guess probability and several other factors.
- The bar is a representation of your performance in the module. The tick in each bar represents the 50 percentile score of all candidates of your category.
- Score of one module should not be compared with the score of another, but should be compared against the 50 percentile point of that module.
- Your score is on a scale of 100 to 900 with 100 being the minimum and 900 maximum

Your Personality Scores

- **Extraversion (E)** An extroverted, talkative, socially confident person
- **Conscientiousness (C)** An organized, responsible, hardworking & achievement oriented person
- **Emotional Stability (ES)** A calm, happy, undisturbed & confident person
- **Openness To experience (O)** A broad-minded, unconventional, imaginative person with rich artistic sensitivity
- **Agreeableness (A)** A kind, sympathetic, cooperative & warm person
- **Polychronicity (P)** A multitasker



Your Job Fit





Chapter III. MODULE FEEDBACK

This Chapter provides a detailed feedback about your performance in each AMCAT module. It shall provide your AMCAT score and more importantly your AMCAT percentile, which shall tell you where you stand in the modules across all job-seekers across the Nation with similar education.

Furthermore, the chapter goes into details of which sub-module within a module did you perform well in and where you lacked. It will suggest where to put more effort and also provide tips on what kind of effort you should put in.

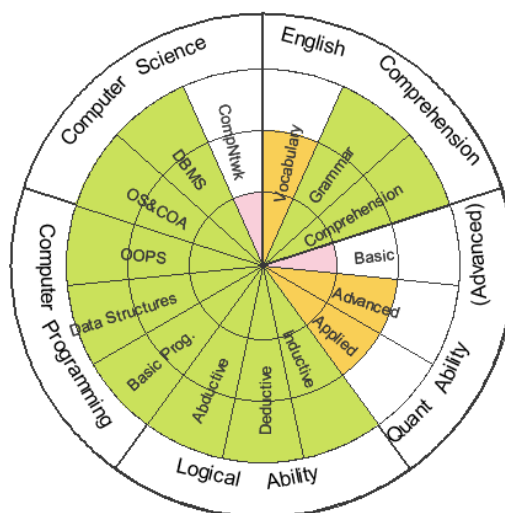
SECTION I: YOUR AMCAT REPORT CARD

Module	Score	Grade	National Percentile
English Comprehension	525	A	69%
Quantitative Ability (Advanced)	450	B	35%
Logical Ability	585	A	94%
Computer Programming	625	A	97%
Computer Science	420	B	61%
Automata	50 out of 100	Programming Ability Score: 3 out of 5 Programming Practices Score: 2 out of 4	
Automata Fix	43 out of 100		

- Overall percentile is your percentile amongst all the candidates (belonging to the same degree as yours) tested by us nationally till now. If your overall percentile for a module is NA, it means we do not calculate percentile for that module
- If your reported score is -1, it means you have attempted less than the minimum number of questions required in that section. In such a case no score is reported. A score of -2 means you did not attempt the module. NA: Not Available
- Grade Information: grade tells you where you stand amongst all the people who have taken AMCAT till now.
A: First 33% B: Second 33% C: Last 34%

SECTION II: YOUR PERFORMANCE CHAKRA

Our Performance Chakra provides you with a bird's-eye view of your performance in different sections of modules you have attempted. The three levels indicate your performance as poor, average or good.



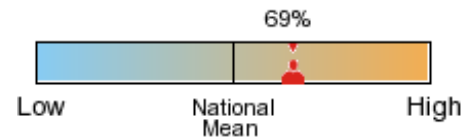
Performance Chakra: You have done really well in sub-modules marked in green, average in those in yellow and poorly in those in pink. If a section is without a color, it means you did not answer enough questions in the subsection to get an evaluation in it.



SECTION III: YOUR PERSONALIZED FEEDBACK

This section provides you a personalized feedback automatically generated by our artificial intelligence engine. Based on your strong and weak areas in a module, it provides you with suggestions and tips to improve yourself.

English Comprehension

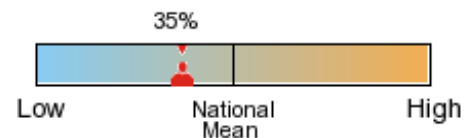


Your performance in English Comprehension is very good. Our analysis says that you have good ability to read and understand basic English. Now your aim should be to ace your skills in English, which is possible only through continuous practice. Try to expand your vocabulary and continue to read English newspapers, articles, magazine to become comfortable in this language. We are confident that if you keep working on English, soon you would master this section. All the best!

Tips / Suggestions for You

- Try to relate new words to words you already know.

Quantitative Ability (Advanced)

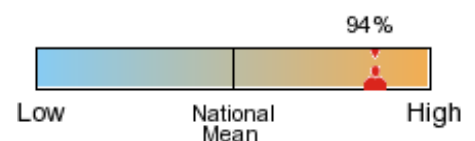


Your performance in Quantitative Ability (Advanced) is satisfactory. Our analysis indicates that while your understanding in applied mathematics (word problems) and advanced areas (such as permutation-combination and probability) is fair, your ability to solve problems from basic concepts such as HCF, LCM, divisibility, etc is not satisfactory. You need to improve your basic concepts in order to solve more complex questions. Start with the basics, move on to understand the logic behind formulae; go through some example problems and then regularly solve questions on your own. Solving even five questions a day would help you in improving your overall quantitative aptitude. You have the potential to excel in this section. You just need to work harder

Tips / Suggestions for You

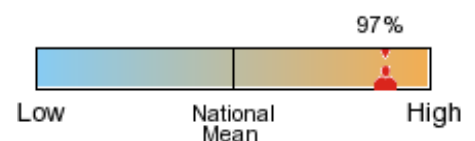
- Understanding of logarithms is very important both in engineering and non-engineering (data-analysis) profiles.
- Always first try to solve the problem yourself. Do not look into the solution directly.
- Learn all the critical definitions, formulae and concepts that appear in common questions.

Logical Ability



Your performance in Logical Ability is amongst the top. You are an expert in drawing inferences, spotting patterns and solving puzzles. We are sure you know that the only way to sustain and improve this ability is to regularly practice more and more difficult questions. All the best!

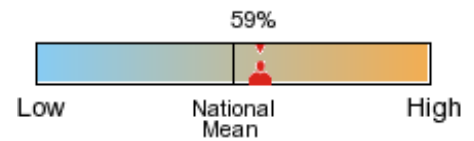
Computer Programming



Your performance in Computer Programming is amongst the top. You have a phenomenal understanding of all the different areas of Programming and Computer Science. With your level of ability, you can afford to learn number of more programming languages and algorithms. This would also show greatly on your CV.

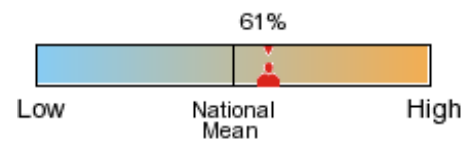


Automata Fix



Your performance in Automata Fix is average. You are able to detect basic syntax errors that occur in the process of writing a source code. You need to be able to identify logic errors in source codes and to correct them. Being able to identify errors in logic is an important skill for any software programmer, so as to produce and maintain bug-free codes. Learn to solve programming puzzles and practice writing codes in a programming language of your choice. You can also practice "pair-programming," in which you sit down with a friend and write a code together.

Computer Science



Your performance in Computer Science is average. You have performed well in two sections- Operating System & Computer Architecture and DBMS. You need to pull up your socks and prepare well for Computer Networks. In Operating System & Computer Architecture, while you know the basic concepts in process synchronization, you should stretch yourself to understand the implementation of different process synchronization techniques. Acquaint yourself with different job scheduling algorithms. Learn concepts like pipelining and memory interfacing to strengthen your concepts in computer architecture. To enhance your performance in DBMS, you need to develop a good understanding of different query languages as well as different normalization forms. You need to focus on the basics of Computer Networks, in order to perform well in this section. You need to be well acquainted with the basics of data transmission which includes transmission media and modes, as well as different reference models.

SECTION IV: YOUR AUTOMATA FEEDBACK

This chapter provides you the detail of your performance in Automata modules.

Report Details

Total Problems	Total Time
2	45 mins

Scores

Total Score This is the measure of overall programming performance of the candidate.		50 out of 100	
Programming Ability Score This score measures the ability to write correct, thorough and efficient code for a problem.	3 out of 5	Programming Practices Score This score measures the use of best practices in programming, program's robustness, readability, security etc.	2 out of 4

Problem 1 Results

Scores		Code Execution Summary	
Programming Ability Score	5 out of 5	Language	: Python3.7
Programming Practices Score	4 out of 4	Code Compilation	: Pass
		Compiler Warnings Generated	: No
		Test Cases Passed	: 11/11
Test Case Execution Results(Cases Passed/ Total Cases)		Structural Vulnerabilities and Errors	

**Basic**

8/8

They demonstrate the primary logic of the problem. They encompass situations which would be seen on an average and do not reveal situations which need extra checks/handles to be placed on the logic.

Advanced

4/4

They contain pathological input conditions which would attempt to break codes which have incorrect / semi-correct implementations of the correct logic or incorrect / semi-correct formulation of the logic.

Edge

1/1

They specifically confirm whether the code runs successfully on the extreme ends of the domain of inputs.

Total

13 / 13

N.A.

Average-Case Time Complexity Detected

**The complexity information cannot be generated.
The submitted source code is incorrect and failed to execute.**

This problem can be ideally solved in $O(N)$ time

* N represents the number of products.

* Average Case Time Complexity is the order of performance of the algorithm given a random set of inputs. This complexity is measured here using the Big-O asymptotic notation.

Execution Statistics

Time Taken to Submit (hr:min:sec)	: 00:04:20
Number of compile attempts made	: 2
Number of compilation attempts witnessing a successful compile	: 2
Number of compile attempts witnessing a time-out	: 0
Number of compile attempts witnessing runtime errors	: 0
Avg. no. of cases passed in each compile	: 100 %
Avg. time taken between each compile (hr:min:sec)	: 00:02:10

Problem 2 Results**Scores****Programming Ability Score**

N.A.

Programming Practices Score

N.A.

Code Execution Summary

Language	: Python3.7
Code Compilation	: Compilation Error
Compiler Warnings Generated	: N.A.
Test Cases Passed	: N.A.

Test Case Execution Results(Cases Passed/ Total Cases)**Basic Cases**

N.A.

They demonstrate the primary logic of the problem. They encompass situations which would be seen on an average and do not reveal situations which need extra checks/handles to be placed on the logic.

Advanced Cases

N.A.

They contain pathological input conditions which would attempt to break codes which have incorrect / semi-correct implementations of the correct logic or incorrect / semi-correct formulation of the logic.

Boundary Cases

N.A.

They specifically confirm whether the code runs successfully on the extreme ends of the domain of inputs.

Total (Cases Passed/ Total Cases)

N.A.

Structural Vulnerabilities and Errors

N.A.

Average-Case Time Complexity Detected

**The complexity information cannot be generated.
The submitted source code is incorrect and failed to execute.**

This problem can be ideally solved in $O(1)$ time

* Average Case Time Complexity is the order of performance of the algorithm given a random set of inputs. This complexity is measured here using the Big-O asymptotic notation.

Execution Statistics

Time Taken to Submit (hr:min:sec)	: 00:39:51
Number of compile attempts made	: 14
Number of compilation attempts witnessing a successful compile	: 12
Number of compile attempts witnessing a time-out	: 1
Number of compile attempts witnessing runtime errors	: 7
Avg. no. of cases passed in each compile	: 3.06 %



Avg. time taken between each compile : 00:02:50
(hr:min:sec)



SECTION IV: YOUR AUTOMATA FIX FEEDBACK

This chapter provides you the detail of your performance in Automata modules.

Automata Fix Scores		43 out of 100
Syntactical Error	100 out of 100	Logical Error Correction 50 out of 100
The candidate is expected to fix syntactical/compilation error(s) in the provided code.		The candidate is expected to fix logical inconsistencies in the provided code.
Code Reuse		0 out of 100
The candidate is expected to make use of existing functions to implement/ complete an incomplete functionality .		

Problem 1	Status: Correct	Question Type: Syntactical Error Correction	Language: C++
-----------	-----------------	---	---------------

Default Source Code	Candidate Source Code
<pre>2 using namespace std; 3 int countElement(int size, int numK, int *inputList) 4 { 5 int i, count=0; 6 for(i=0; i<size; i++) 7 { 8 if(inputList[i]>2*numK) 9 count+=1; 10 } 11 return count; 12 }</pre>	<pre>2 using namespace std; 3 int countElement(int size, int numK, int *inputList) 4 { 5 int i, count=0; 6 for(i=0; i<size; i++) 7 { 8 if(inputList[i]>2*numK) 9 count+=1; 10 } 11 return count; 12 }</pre>
Default Source Status	Candidate Source Status
<p>In file included from main_30.cpp:7: source_30.cpp: In function 'int countElement(int, int, int*)': source_30.cpp:5:14: error: expected initializer before '-' token int i, count=0; ^ source_30.cpp:6:23: error: expected ';' before ')' token for(i=0; i ^ ; source_30.cpp:11:5: error: expected primary-expression before 'return' return count; ~~~~~ source_30.cpp:10:6: error: expected ';' before 'return' } ^ ; return count; ~~~~~ source_30.cpp:11:5: error: expected primary-expression before 'return' return count; ~~~~~ source_30.cpp:10:6: error: expected ')' before 'return' } ^) return count; ~~~~~ source_30.cpp:6:8: note: to match this '(' for(i=0; i ^ source_30.cpp:11:12: error: 'cou' was not declared in this scope return count; ~~~~ source_30.cpp:11:16: error: 'nt' was not declared in this scope return count; ~~~~ source_30.cpp:11:16: note: suggested alternative: 'int' return count; ~~~ int</p>	<p>Test Cases Passed : 100 %</p>

<input type="checkbox"/> No change	<input checked="" type="checkbox"/> New additions to code	<input type="checkbox"/> Deletions in code	<input type="checkbox"/> Existing statements edited	<input type="checkbox"/> Skipped common part
------------------------------------	---	--	---	--

**Execution Statistics**

Code Compilation Passed	: Yes	Time taken to submit (hr:min:sec)	: 00:01:37
Number of compilation attempts witnessing a successful compile	: 1	Avg. no. of cases passed in each compile	: 20 %
Number of compiles attempts made	: 5	Code Length	: 12

Problem 2**Status:** **Correct****Question Type:** Logical Error
Correction**Language:** C++**Default Source Code**

```
3 int countDigits(int num)
4 {
5     int count = 0;
6     while(num != 0){
7         num = num/10;
8         count++;
9     }
10    return (num%count);
11 }
```

Candidate Source Code

```
3 int countDigits(int num)
4 {
5     int count = 0;
6     int temp = num;
7     while(num != 0){
8         num = num/10;
9         count++;
10    }
11    return (temp%count);
12 }
```

Default Source Status

Test Cases Passed : 33.33 %

Candidate Source Status

Test Cases Passed : 100 %

<input type="checkbox"/> No change	<input checked="" type="checkbox"/> New additions to code	<input type="checkbox"/> Deletions in code	<input type="checkbox"/> Existing statements edited	<input type="checkbox"/> Skipped common part
------------------------------------	---	--	---	--

Execution Statistics

Code Compilation Passed	: Yes	Time taken to submit (hr:min:sec)	: 00:06:16
Number of compilation attempts witnessing a successful compile	: 7	Avg. no. of cases passed in each compile	: 25 %
Number of compiles attempts made	: 10	Code Length	: 14

Problem 3**Status:** **Wrong****Question Type:** Logical Error
Correction**Language:** C++**Default Source Code****Candidate Source Code**

No difference

Default Source Status

Test Cases Passed : 66.67 %

Candidate Source Status

Test Cases Passed : 66.67 %

<input type="checkbox"/> No change	<input checked="" type="checkbox"/> New additions to code	<input type="checkbox"/> Deletions in code	<input type="checkbox"/> Existing statements edited	<input type="checkbox"/> Skipped common part
------------------------------------	---	--	---	--

Execution Statistics

Code Compilation Passed	: Yes	Time taken to submit (hr:min:sec)	: 00:03:24
Number of compilation attempts witnessing a successful compile	: 7	Avg. no. of cases passed in each compile	: 6.3 %
Number of compiles attempts made	: 8	Code Length	: 12

**Problem 4****Status:** Correct**Question Type:** Logical Error
Correction**Language:** C++**Default Source Code**

```
7 for(i=0;i<num;i++){
8     print = ch;
9     for(j=0;j<=i;j++)
10        cout<<(ch++);
11    cout<<"n";
12 }
13 }
```

Default Source Status

Test Cases Passed : 16.67 %

Candidate Source Code

```
7 for(i=0;i<num;i++){
8     print = ch;
9     for(j=0;j<=i;j++)
10        cout<<(print++);
11    cout<<"n";
12 }
13 }
```

Candidate Source Status

Test Cases Passed : 100 %

<input type="checkbox"/> No change	<input checked="" type="checkbox"/> New additions to code	<input type="checkbox"/> Deletions in code	<input type="checkbox"/> Existing statements edited	<input type="checkbox"/> Skipped common part
------------------------------------	---	--	---	--

Execution Statistics

Code Compilation Passed	: Yes	Time taken to submit (hr:min:sec)	: 00:01:17
Number of compilation attempts witnessing a successful compile	: 2	Avg. no. of cases passed in each compile	: 56.3 %
Number of compiles attempts made	: 2	Code Length	: 14

Problem 5**Status:** Wrong**Question Type:** Code Reuse**Language:** C++**Default Source Code**

```
21 int findMaxElement(int len1, int* arr1, int len2, int* arr2)
22 {
23     // write your code here
24 }
```

Default Source Status

In file included from main_18.cpp:5:
source_18.cpp: In function 'int findMaxElement(int, int*, int, int*)':
source_18.cpp:24:1: error: no return statement in function returning non-void [-Werror=return-type]
}
^
cc1plus: some warnings being treated as errors

Candidate Source Code

```
21 int findMaxElement(int len1, int* arr1, int len2, int* arr2)
22 {
23     // write your code here
24     for (int i=0; i<len1; i++){
25
26     }
27 }
```

Candidate Source Status

In file included from main_18.cpp:5:
source_18.cpp: In function 'int findMaxElement(int, int*, int, int*)':
source_18.cpp:27:1: error: no return statement in function returning non-void [-Werror=return-type]
}
^
cc1plus: some warnings being treated as errors

<input type="checkbox"/> No change	<input checked="" type="checkbox"/> New additions to code	<input type="checkbox"/> Deletions in code	<input type="checkbox"/> Existing statements edited	<input type="checkbox"/> Skipped common part
------------------------------------	---	--	---	--

Execution Statistics

Code Compilation Passed	: No	Time taken to submit (hr:min:sec)	: 00:01:48
Number of compilation attempts witnessing a successful compile	: 0	Avg. no. of cases passed in each compile	: 0 %
Number of compiles attempts made	: 1	Code Length	: 28

Problem 6**Status:** Wrong**Question Type:** Code Reuse**Language:** C++**Default Source Code**

No difference

Candidate Source Code**Default Source Status****Candidate Source Status**

In case of any query, feedback or suggestions please visit www.mymcat.com



```
In file included from main_24.cpp:8:
source_24.cpp: In function 'int difference_in_times(Time*, Time*)':
source_24.cpp:6:1: error: no return statement in function returning non-void [-Werror=return-type]
}
^
```

cc1plus: some warnings being treated as errors

```
In file included from main_24.cpp:8:
source_24.cpp: In function 'int difference_in_times(Time*, Time*)':
source_24.cpp:6:1: error: no return statement in function returning non-void [-Werror=return-type]
}
^
```

cc1plus: some warnings being treated as errors

<input type="checkbox"/> No change	<input checked="" type="checkbox"/> New additions to code	<input type="checkbox"/> Deletions in code	<input type="checkbox"/> Existing statements edited	<input type="checkbox"/> Skipped common part
------------------------------------	---	--	---	--

Execution Statistics

Code Compilation Passed	: No	Time taken to submit (hr:min:sec)	: 00:00:08
Number of compilation attempts witnessing a successful compile	: 0	Avg. no. of cases passed in each compile	: 0 %
Number of compiles attempts made	: 0	Code Length	: 7

Problem 7	Status: Wrong	Question Type: Logical Error Correction	Language: C++
------------------	----------------------	--	----------------------

Default Source Code	Candidate Source Code
----------------------------	------------------------------

No difference

Default Source Status	Candidate Source Status
------------------------------	--------------------------------

Test Cases Passed : 66.67 %

Test Cases Passed : 66.67 %

<input type="checkbox"/> No change	<input checked="" type="checkbox"/> New additions to code	<input type="checkbox"/> Deletions in code	<input type="checkbox"/> Existing statements edited	<input type="checkbox"/> Skipped common part
------------------------------------	---	--	---	--

Execution Statistics

Code Compilation Passed	: Yes	Time taken to submit (hr:min:sec)	: 00:03:44
Number of compilation attempts witnessing a successful compile	: 2	Avg. no. of cases passed in each compile	: 12.5 %
Number of compiles attempts made	: 2	Code Length	: 21



Chapter IV. YOUR PERSONALITY

The purpose of this Chapter is to provide you an analysis of your personality and give you an insight in your behavioral aspects. The analysis done is on the basis of your responses to AMPI (Aspiring Minds Personality Inventory). AMPI is a reliable and valid personality test based on global standards.

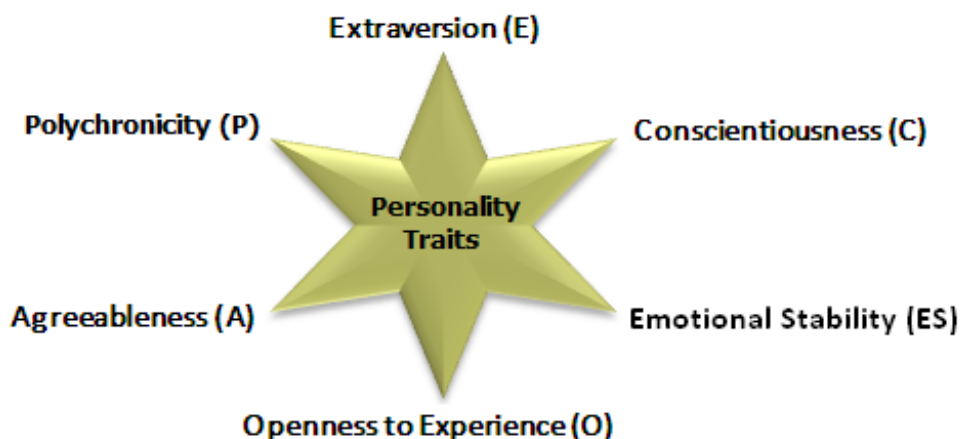
Different sub-sections of this chapter are especially designed to provide a broad view on numerous aspects related to your personality. This Chapter contains the following main sections:

- Your Personality Score
- Description of your personality
- Your Personality type.

A word of caution: Trait scores of HIGH or LOW may not be equated to being GOOD or BAD. There are no good or bad personalities. Secondly, this test or Chapter does not measure or indicate any psychological disorder or otherwise. Every individual has a unique personality and this report provides an indication of the same. Candidates with different personality combinations do well in handling different kind of situations and perform well in different jobs. There is no absolute metric personality. Lastly, this Chapter is best interpreted by a trained psychologist.

SECTION I: YOUR PERSONALITY SCORES

Your personality assessment shall be provided on the following traits:

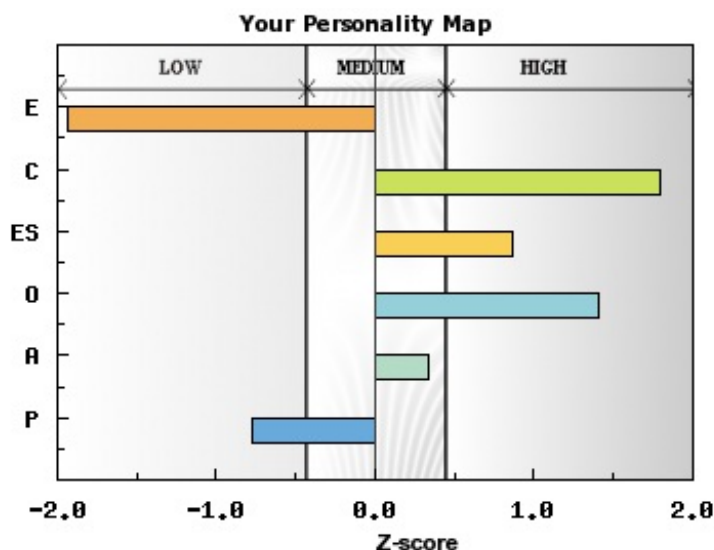


These traits are based on the Big Five Model of personality, now globally accepted as the most scientific and validated model of personality.

The table and figure below shows your Z-score and percentile in each trait. Each bar represents your Z-score in a personality trait.



Trait	Region	Percentile	Z-score
Extraversion	Low	2%	-1.94
Conscientiousness	High	97%	1.79
Emotional Stability	High	81%	0.87
Openness to Experience	High	93%	1.41
Agreeableness	Medium	63%	0.33
Polychronicity	Low	22%	-0.78



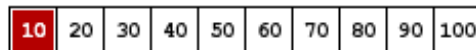
Scores and Their Interpretation:

- For each trait, you have been classified as being LOW, MEDIUM or HIGH. It should be noted that this classification is not an absolute one, but a relative one. These classifications are based on our national norms on a sample of entry-level job aspirants. For instance, a person, who is high on Extraversion, is as extraverted as the top 33% people in our norm group. He/she may not still be extraverted enough for a given role or a standard set by another individual.
- A low percentile does not mean bad performance and high percentile does not mean good performance, as there is no concept of performance in personality.
- For each trait, a Z-score is provided. The Z-score measures the number of standard deviations the score is away from mean of norm. A Z-score more than +0.44 means the candidate is in the top 33%, whereas a Z-score of less than -0.44 represents the candidate is in the lowest 33%.
- This report is best interpreted by a psychologist. The candidate is strongly advised not to take any action on the basis of this report without referring to a well-qualified psychologist.

SECTION II: DESCRIPTION OF YOUR PERSONALITY

This section provides you a detailed description of your personality traits.

Extraversion

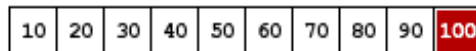


Your score indicates you are **Low** on Extraversion.

Extraversion is defined as one's inclination towards the outer world. Individuals with high extraversion can be characterized as social, talkative and assertive. They like the company of people and enjoy social gatherings. They need external stimulation and get energized while interacting with people. They have lots of friends and thrive for making new social contacts. They like to work in groups and prefer to lead others.

Your scores suggest that you do not like to interact with too many people and like to keep to yourself. You do not like excitement seeking activities, and stimulations and thrills do not appeal to you. You enjoy spending time with yourself. You prefer to work alone rather than in a group. You think before speaking or acting, and like to keep your ideas to yourself.

Conscientiousness



Your score indicates you are **High** on Conscientiousness.


Conscientiousness has been called by some psychologists as the Will to Achieve. It is generally seen to have two components, one of striving for achievement and the other of dependability. The latter is characterized by being



thorough, organized and responsible. The former is related to volitional variables such as hardwork, perseverance and orientation towards achievement.

You are punctual, well organized and believe in self-discipline. You like everything in order and follow processes, plans and rules. You are a perfectionist, pay good attention to detail and work methodically to achieve your goals. You can be relied upon to get things done well. You are well-motivated, determined and have a good sense of direction in life.

Emotional Stability

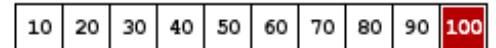


Your score indicates you are **High** on Emotional Stability.

Emotional stability refers to being in a state of psychological steadiness. Emotionally stable people are even tempered and relaxed and they tend to have higher emotional intelligence. On the other hand, people low on emotional stability are likely to experience negative emotions like anxiety, depression, embarrassment and insecurity on small stimuli from the environment. These people have a tendency to exaggerate minor mutations.

You are generally calm and free of worry. You do not get upset or frustrated by the behavior of others and are considered thick-skinned and secure. You rarely feel conscious or embarrassed in situations. You have high satisfaction level and are happy from your life. You have control over your thoughts. You are mentally tough and can handle tough situation easily.

Openness to Experience

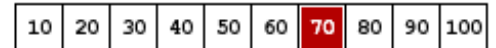


Your score indicates you are **High** on Openness to Experience.

Openness to Experience is associated with being broad-minded, unconventional, having a rich artistic sensitivity and being curious and imaginative. This has been a trait hard to identify and has been called as intellect, culture or openness to experience by various psychometricians. Open individuals are creative, willing to challenge authority and entertain new ideas. They have intuitive thinking and can adapt to change easily. They are progressive and prefer to explore new ways and ideas of doing things.

You have a strong aesthetic sense, appreciate beauty and experience varied emotions and feelings. You have broad interests, are keen to try out different things and have a rich imagination. You are highly creative and self-confident, and can visualize things easily.

Agreeableness

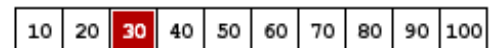


Your score indicates you are **Medium** on Agreeableness.

Agreeableness refers to social conformity, friendliness, compliance and altruism. Agreeable people are sympathetic to others, help others and trust others to help them too in return. They are popular amongst their colleagues and do not believe in manipulating people. Agreeable people are good for customer relationship profiles and work well in teams.

You are generally warm and agreeable, but also give as much importance to self-interest as most people do. You understand others needs and want to help people, but not willing to give up yourself for them. At times, you can be stubborn and competitive.

Polychronicity





Your score indicates you are **Low** on Polychronicity.

The Multi-tasking trait is defined as the extent to which the person prefers to engage in more than one tasks simultaneously and believes that this is a productive work style. Individuals high on this trait shall like to engage in multiple activities at a given time, whereas those low shall prefer to just do one thing at a time. This trait measures the personality disposition of a person to multi-task and does not measure the ability to do so.

You have a low score on the multi-tasking scale. This means you prefer to work on one project or task at a time, complete it and then move on to the next. Your preference to work can be termed as monochronous. You are not very comfortable switching back and forth from one activity to another. Given a project, you will like to complete one component of the project to completion and then move to the next. You can be put off in a work environment, where you need to multi-task or where you are expected to be a part of multiple projects simultaneously. You do not think it is an efficient way of doing things.



SECTION III: YOUR PERSONALITY TYPE

Based on your personality traits, your personality type is determined as below.

You are a **"Protector"**

You are conscientious and value-driven. You have uncanny insight for people and situations. You place great importance on having things orderly and systematic in your outer world. You have a natural affinity for art, and may excel in the sciences, where you can make use of your intuition. You are not good in dealing with minute details. You tend to be devoted to what you believe in and seek work where your needs, values, and ideals can be deeply engaged.

You value deep, authentic relationships. You desire to contribute to the welfare of others and genuinely enjoy helping your companions. Abstract in communicating, you live in a world of hidden meanings and possibilities. Generally well-liked by your peers, people may often consider you a close friend or a confidant.



Chapter V. YOUR INDUSTRY AND JOB FIT

This chapter explains your job fit in various profiles in different industry sectors.

AMCAT is today used by leading corporations across the country to look for the right talent. Based on our learning's from working with these corporates, we have developed statistical models of what scores make a candidate succeed in a given job profile. Based on your AMCAT scores and our statistical model, we can predict which job profiles you best fit in. We can also find out the profiles for which you aren't currently ready and what subjects you need to study to become employable in them.

This section shall provide you information about your employability in different job profiles and what all you need to improve to become more job fit. It will also provide a glimpse in the score cut-offs for different profiles.

Section I: YOUR JOB FIT

Job Profile	Your chance of selection for these job profiles.	Job profile criteria and areas to work on for improving your chances
Mainstream Job Opportunities		
Teaching Professional	Cannot Comment	Companies hiring for this profile need the candidates to be proficient in the domain in which they want to pursue their career. Along with this candidates need to have average English, Logical and Quant skills. We cannot comment since you have not attempted all the required modules.
IT Industry		
IT Services Professional	High	These companies are basically looking for good English and Logical skills with average Quantitative ability.
Associate (ITeS and Business Process Outsourcing)	High	These companies look for candidates proficient in English with average Logical and Quantitative abilities.
Associate (IT Operations)	High	These companies are basically looking for candidates with good English and average Logical abilities.
Business Functions		
Sales Professional	Medium	These companies look for candidates having command over English with good Logical and Quantitative ability. Extrovert candidates also preferred. A specific type of personality is required for you to be suitable for this job role.
Customer Service Professional	High	These companies look for candidates having decent English skills with average Logical and Quant skills. Candidates having an agreeable attitude are preferred.
Analytics and Communication		
Analyst	Medium	These companies are basically looking for good English and Logical skills with average Quantitative ability. You have to work hard in English Comprehension.

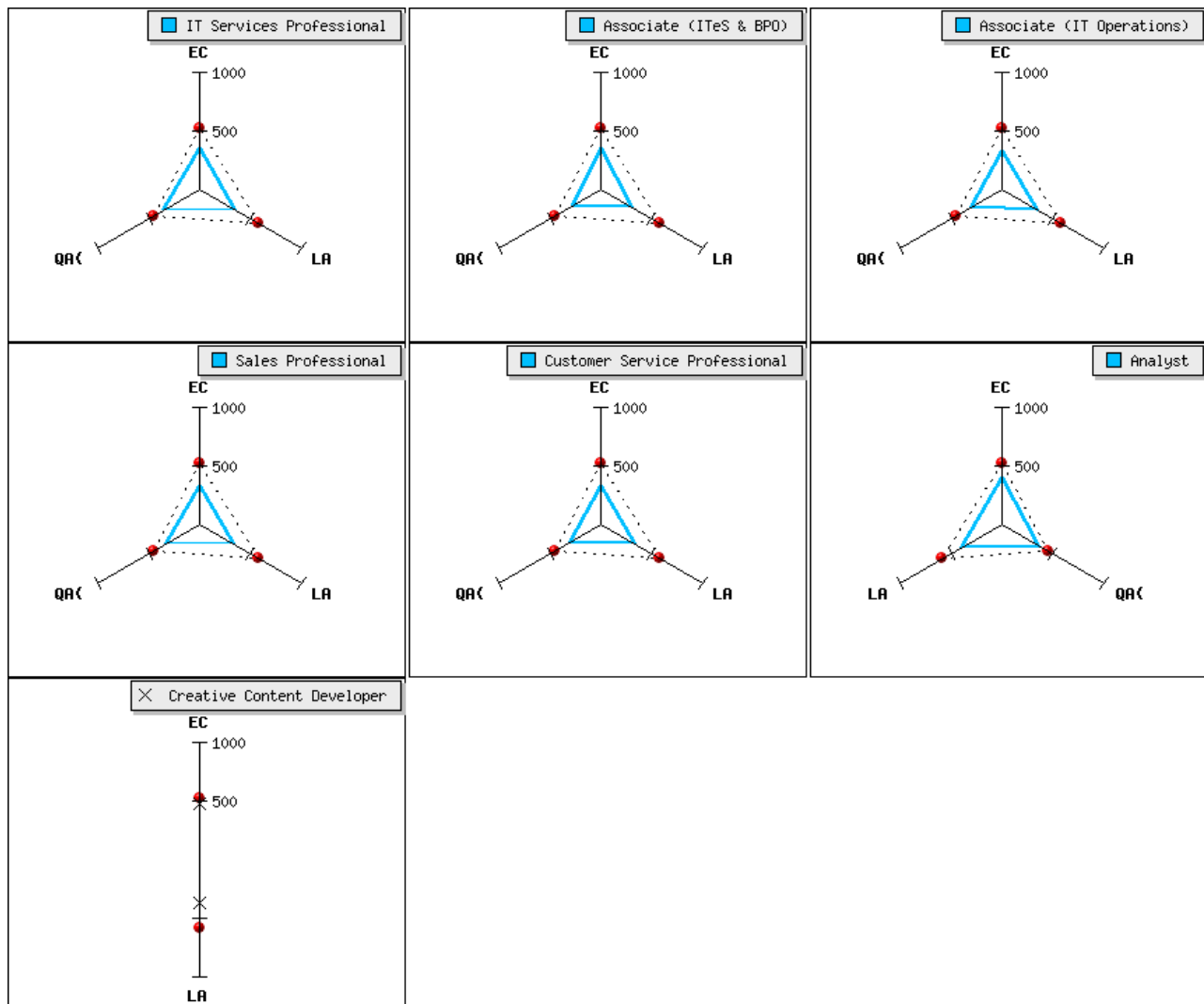


Job Profile	Your chance of selection for these job profiles.	Job profile criteria and areas to work on for improving your chances
Creative Content Developer	Medium	This profile requires candidates with excellent command over English and good Reasoning abilities. You have to work hard in English Comprehension.



Section II: SELECTION COMPARATOR

The graphs below show the minimum cut-off in each module every job profile (marked with solid blue lines). It also shows your AMCAT score, which is represented by a dot and connected through dotted lines. You can compare different job profiles cutoffs with your score to get an idea about how well or poorly you do with respect to each module for a given profile.



* For some profiles personality scores have also been considered.



We hope you have read this Chapter seriously and plan to take next steps based on your interest and employability for different job profiles. We recommend the following action plan:

INTEREST			
Employability	HIGH		MEDIUM/LOW
	HIGH	Prepare for interviews for these profiles. Check out references from Chapter VI.	Gather more information about profiles and re-evaluate your interest. If you find that they may interest you, start preparing for their interviews.
	MEDIUM/LOW	Start working to improve on AMCAT modules required for the profile. Re-take AMCAT after three months to improve your chances of interview opportunity.	Low priority at this point.

Work hard and you will soon be able to crack a job in a profile of your interest. The next chapter will provide some tips to you to improve yourself in different modules.



Chapter VI. IMPROVE YOUR EMPLOYABILITY

To be able to improve your employability you need to concentrate on improving your weak areas while maintaining your strengths. This chapter shall guide you to resources and a plan to do this. Based on your weak areas as enumerated in Chapter III and improvement areas for specific job profiles (discussed in Chapter V), you should take next steps to improve your employability. To do this effectively you need to pick the right books/resources/training for each area and spend a balanced amount of time on across subjects.

Our intelligent feedback system, based on your weaknesses and strengths has picked material to refer to and created a study time schedule. Both when used effectively can help you improve your employability substantially.

SECTION I: REFERENCES

Based on your AMCAT report, we have picked authoritative resources to help you improve. The references are custom generated for you according to your performance in AMCAT. These resources are free to access over the internet and should come handy in your endeavor to improve your employability.

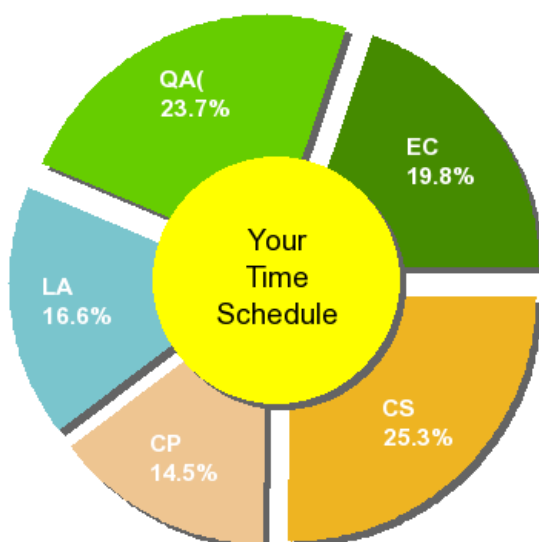
Subjects	Books/Links
Vocabulary	The Free Dictionary - http://www.thefreedictionary.com Word Power Made Easy by Norman Lewis - http://www.affairsguru.com/books/word-power-made-easy-by-norman-lewis-pdf-download/
Basic Mathematics	Elementary Mathematics - http://www.bymath.com/studyguide/ari/ari_topics.html

SECTION II: SUGGESTED TIME SCHEDULE

Based on your performance, we have come up with a time schedule. By following this time schedule, you can ensure that you will continue to maintain your strong modules, while improve substantially in those that are lacking.

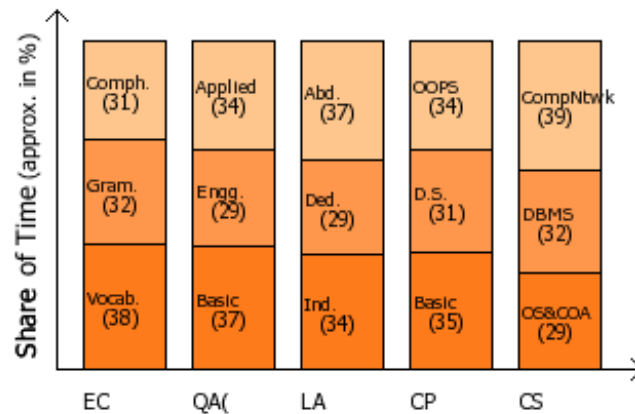
The pie chart below, tells you about how much time you should ideally be spending on different modules. Always remember, it is required to spend a fixed amount of time on all modules even though you might be strong in them. Perfection is said to come from continuous practice.

And for the modules in which you might be lagging a bit, there is always time for improvement. So just put your chin down and start working on them from today. It has to start somewhere, it has to start sometime. What better place than here, what better time than now?





We also provide you a time split for each section in the module. Based on your performance, we automatically adjust times so that you spend more time on weak sub-sections in a module and less in others. This is contrary to what students generally do! They keep doing questions which they are able to solve and do not attempt those which they find tough. To improve your weak areas, you just need to do the opposite. Spend more time preparing for weak areas, even if it takes more time to learn and practice it.



We hope that your performance analysis has helped you understand your strengths and weaknesses. Let us now understand what your next steps should be.



Chapter VII. NEXT STEP

Your AMCAT experience is still not over!

Assessment is a continuous process which does not end with just an evaluation. In fact this is just the beginning. You need to work hard to succeed in tests and interviews of companies and finally do wonders at the job.

During the next three weeks, you will be automatically enrolled in the AMCAT Job-Readiness Capsule to help you get closer to your dream company interview. We will interact with you on a regular basis via emails to guide you through the capsule and check your progress. We will send you SMSes with helpful tips, guidance and employability updates for the next 3 months. Make sure you not only read these SMSes, but also do the things they recommend. We will also guide you in making your resume and help you perform best at an interview. Make sure you regularly log into your myamcat.com account to make maximum use of these resources and tips.

Also, to make sure you receive the best job opportunities matching your profile, you need to keep your profile at myamcat.com upto date with your most recent information and contact details. Do not compromise here, lest you miss a desired interview opportunity!

We need your feedback

Throughout this report, we have provided you with feedback. We also look for your feedback!

It is our endeavor to continuously improve ourselves so that the user has a great test experience. Please contact us in case you have any feedback about the test or the test experience in general. Your valuable comments will help us in fixing the glitches, if any, in our system.

In case of any query, feedback or suggestion please log in to your myAMCAT account and fill up the form at www.myamcat.com/need-help.



Words for life

A young man asked Socrates the secret to success. Socrates told the young man to meet him near the river the next morning. They met. Socrates asked the young man to walk with him toward the river. When the water got up to their neck, Socrates took the young man by surprise and ducked him into the water. The boy struggled to get out but Socrates was strong and kept him there until the boy started turning blue. Socrates pulled his head out of the water and the first thing the young man did was to gasp and take a deep breath of air. Socrates asked, 'What did you want the most when you were there?' The boy replied, 'Air.' Socrates said, 'That is the secret to success. When you want success as badly as you wanted the air, then you will get it.' There is no other secret.

A burning desire is the starting point of all accomplishment.

Just like a small fire cannot give much heat, a weak desire cannot produce great results...